

DESCRIPTION

The TS-D1000-SU Sub control unit is exclusively designed to be used with the Digital conference system. It allows easy expansion of the conference system by connecting it to the TS-D1100-MU Master control unit. Up to 48 Conference Units (*1) can be connected per Sub control unit using CAT5e STP LAN cables. Up to 5 Sub control units can be connected to the Master control unit using the supplied LAN cable. With the use of an optional rack mounting bracket, it can be mounted in an EIA Standard equipment rack (1 unit size).

(*1) Collective name of the 4 models: TS-D1000-CU Chairman unit, TS-D1000-DU Delegate unit, TS-D1100-MC Microphone unit, and TS-D1100-SP Speaker unit

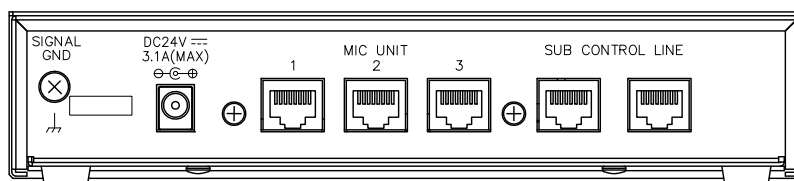
SPECIFICATIONS

Power Source	100 - 240 V AC, 50/60 Hz (use of the supplied AC adapter)
Power Consumption	80 W or less
Number of Connectable Conference Units	48 units
Conference Units Terminal	RJ45 connector X3
Sub Control Units Terminal	RJ45 connector X2
Maximum Cable Distance	50 m (164.04 ft) (between Sub control unit and terminal Conference units at end of daisy chain) (*2)
LED Indicator	Power indicator
Operating Temperature	0 °C to +40 °C (32 °F to 104 °F)
Operating Humidity	90 %RH or less (no condensation)
Finish	Panel: Aluminum, black, 30 % gloss, paint Case: Surface-treated steel plate, black, 30 % gloss, paint
Dimensions	210 (W) x 45.8 (H) x 294.8 (D) mm (8.27" x 1.8" x 11.61")
Weight	1.6 kg (3.53 lb)
Accessory	AC adapter (Cord length: 1.8 m (5.91 ft) DC cord, and 2 m (6.56 ft) detachable AC cord) ...1, Connection cable (Cat5e STP, 1 m (3.28 ft)) ...1
Option	Rack mounting bracket: MB-15B-BK (for rack mounting one TS-D1000-SU unit) MB-15B-J (for rack mounting two TS-D1000-SU units)

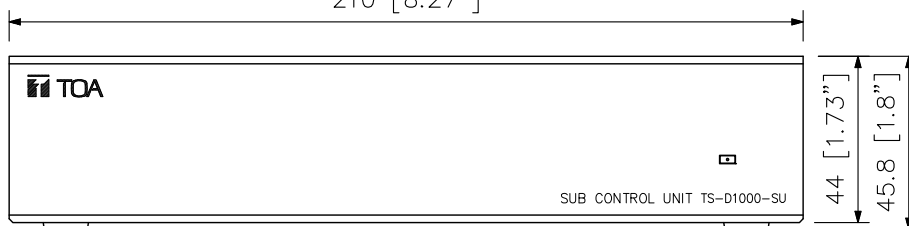
(*2) Cable lengths can be extended to a maximum of 100 m (328.08 ft) with the use of the Extension Unit.

APPEARANCE

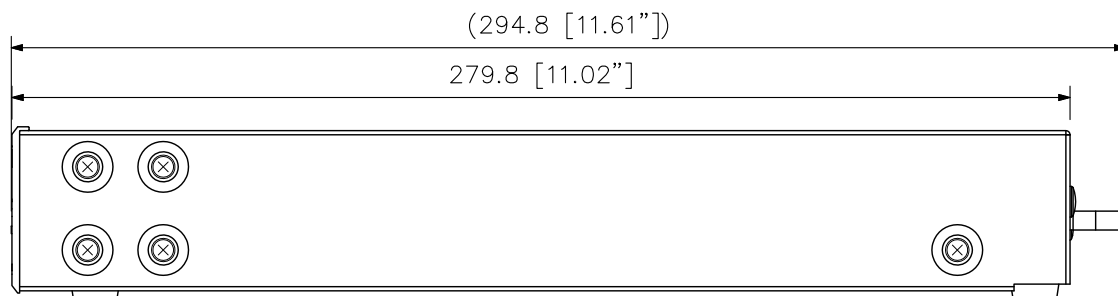
Rear View



Front View



Side View



Version	1CE	3CU	4CE	5CE	6CE
AC plug					

UNIT:mm SCALE:1/2

Note: Numerical values in parentheses are for reference only.