









WIDE-DISPERSION FLUSH MOUNT CEILING SPEAKER




*Delivering a New Level of Audio Performance
in Ceiling-Mounted Speakers*

SPECIFICATIONS						
Model No.	Z-2852C	Z-2322C	Z-2352C	Z-122C	Z-2352SC	Z-1522SC
Enclosure	Bass reflex type				—	
Rated Input	60W (high impedance)	30W (high impedance)			6W (high impedance)	
Power Handling Capacity	Continuous pink noise: 90W (8Ω), 60W (16Ω) Continuous program: 180W(8Ω), 120W (16Ω)	Continuous pink noise: 60W (8Ω), 30W (16Ω) Continuous program: 120W(8Ω), 60W (16Ω)			Continuous pink noise: 9W (8Ω), 6W (16Ω) Continuous program: 18W(8Ω), 12W (16Ω)	
Impedance						
100V Line	170Ω (60W), 330Ω (30W) 670Ω (15W), 3.3kΩ (3W)	330Ω (30W), 1kΩ (10W), 3.3kΩ (3W), 10kΩ (1W)			1.7kΩ (6W), 3.3kΩ (3W), 10kΩ (1W), 20kΩ (0.5W)	1.7kΩ (6W), 3.3kΩ (3W)
70V Line	83Ω (60W), 170Ω (30W) 330Ω (15W), 670Ω (7.5W) 3.3kΩ (1.5W)	170Ω (30W), 330Ω (15W), 1kΩ (5W), 3.3kΩ (1.5W), 10kΩ (0.5W)			830Ω (6W), 1.7kΩ (3W), 3.3kΩ (1.5W), 10kΩ (0.5W) 20kΩ (0.25W)	830Ω (6W), 1.7kΩ (3W), 3.3kΩ (1.5W)
25V Line	83Ω (7.5W), 170Ω (3.7W) 330Ω (1.9W), 670Ω (0.9W) 3.3kΩ (0.2W)	170Ω (3.7W), 330Ω (1.9W), 1kΩ (0.6W), 3.3kΩ (0.2W), 10kΩ (0.06W)			830Ω (0.75W), 1.7kΩ (0.4W), 3.3kΩ (0.2W), 10kΩ (0.06W), 20kΩ (0.03W)	830Ω (0.75W), 1.7kΩ (0.4W), 3.3kΩ (0.2W)
Low (Adjustable)	16Ω, 8Ω					
Sound Pressure Level	91 dB (1W, 1m)	90 dB (1W, 1m)			89 dB (1W, 1m)	88 dB (1W, 1m)
Frequency Response	60 ~ 20,000Hz (-10dB), 45 ~ 20,000Hz (-20dB), at installation in 1/2 free sound field (measured by installing the unit in the center of a ceiling)	70 ~ 20,000Hz (-10dB), 50 ~ 20,000Hz (-20dB), at installation in 1/2 free sound field (measured by installing the unit in the center of a ceiling)			80 ~ 20,000Hz (-10dB), 50 ~ 20,000Hz (-20dB), at installation in 1/2 free sound field (measured by installing the unit in the center of a ceiling)	65 ~ 18,000Hz (-10dB), 45 ~ 20,000Hz (-20dB), at installation in 1/2 free sound field (measured by installing the unit in the center of a ceiling)
Speaker Component						
High Frequency	Dome-type	12cm cone-type	Balanced dome-type	12cm cone-type	Balanced dome-type	10cm cone-type
Low Frequency	16cm cone-type		12cm cone-type		12cm cone-type	
Mounting Hole	φ250mm (maximum ceiling thickness : 37mm)	φ200mm (maximum ceiling thickness : 37mm)				φ135mm (maximum ceiling thickness : 37mm)
Input Terminal	Removable locking connector with screw-down terminals (2 input terminals and 2 bridge terminals)				Push-in connector (Bridging terminal-2 branch type)	
Usable Cable	Solid copper wire : φ0.5 ~ φ1.6mm (equivalent to AWG No.24~14) Stranded copper wire : 0.2 ~ 2.5mm ² (equivalent to AWG No.24~14)				600V Vinyl-insulated cable (IV wire or HIV wire) Solid copper wire; φ0.8 ~ φ1.6mm (equivalent to AWG No. 20 ~ 15) 7-core twisted copper wire : 0.75 ~ 1.25mm ² (equivalent to AWG No.18 ~ 17)	
Finish						
Enclosure :	Steel plate, plating				—	
Baffle :	Fire-resistant ABS resin (resin material grade; UL-94 V-0 or its equivalent), black					
Rim :	Fire-resistant ABS resin (resin material grade; UL-94 V-0 or its equivalent), white, paint					
Punched Net :	Steel Plate, white, paint					
Duts-proof bag :					Artificial fiber, black	
Dimensions	φ280 x 227 (D)mm	φ230 x 200 (D)mm	φ230 x 229 (D)mm	φ230 x 229 (D)mm	φ230 x 154 (D)mm	φ155 x 117 (D)mm
Weight	5.1kg (including mounting accessories)	3.7kg (including mounting accessories)	3.7kg (including mounting accessories)	3.7kg (including mounting accessories)	1.5kg (including panel)	1kg (including panel)
Accessories						
Panel :	1					
Ceiling reinforcement Ring :	1				—	
Safety Wire :	1				—	
Paper pattern :	1					
Option						
Anchor hanging bracket :	ZY-AH1				—	
Back can :	—	ZY-BC1				—
Tile bar bridge :	ZY-TB1				—	
Trim ring :	—	ZY-TR1				—
Electronic controller :	—			AC-120C		

Note : The Z-122C must be used with an Electronic Controller AC-120

Optional Accessories



* Specifications are subject to change without notice for improvement