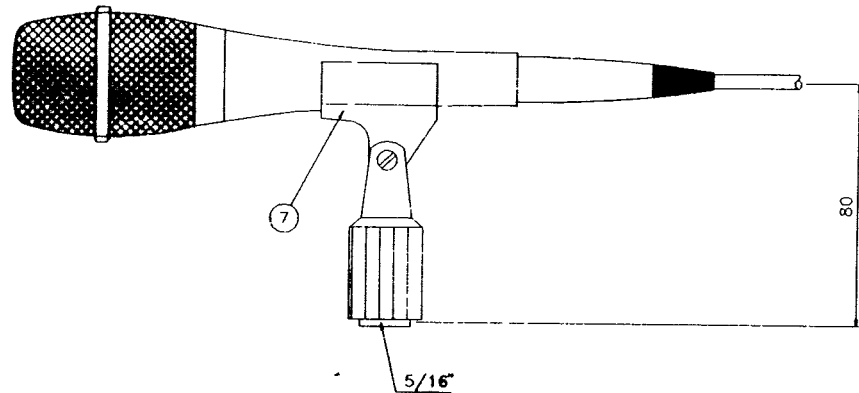
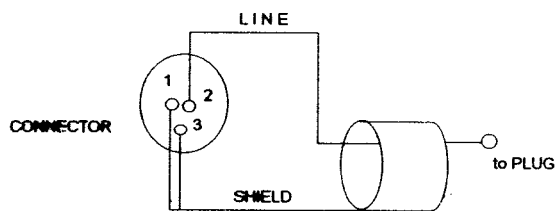


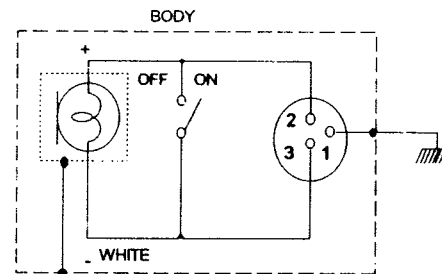
1. WINE SCREEN
2. MICROPHONE SWITCH
3. MICROPHONE BODY
4. CONNECTOR XLR - 3 TYPE
5. MICROPHONE CORD
6. SINGLE POLE PHONE PLUG
7. MICROPHONE HOLDER



**CIRCUIT DIAGRAM**



\* CORD PLUG DIAGRAM



\* MIC UNIT DIAGRAM

**SPECIFICATIONS**

Model	ZM-520
Type	Moving coil microphone
Directivity	Unidirectional
Rated Impedance	600Ω, balanced
Frequency Response	50 - 16,000 Hz
Rated Sensitivity	-70dB ±3dB (at 1 KHz)
Connector	XLR - 3 type
Connection cable	Separate type (Refer to " Standard Accessory")
Switch	Short-Off circuit type, Magnetic Slide switch
Mounting	W 5/16" 18 thread adaptor for stand mounting
Dimension	∅ 50 x 176 mm
Weight	232 grams ±10%
Color	Metallic Dark Grey
Standard Accessory	Microphone holder (W 5/16" 18 thread) Connection cable : ∅ 6 mm x 7.5 m 1-core shielded cable (unbalanced), 3P XLR type connector to phone plug

All dimensions are in millimeters

TITLE : <b>DYNAMIC MICROPHONE</b>	MODEL : <b>ZM-520</b>	<b>PT TOA-GALVA INDUSTRIES</b>		DWG. NO : <b>506496007</b>
--------------------------------------	--------------------------	--------------------------------	--	-------------------------------